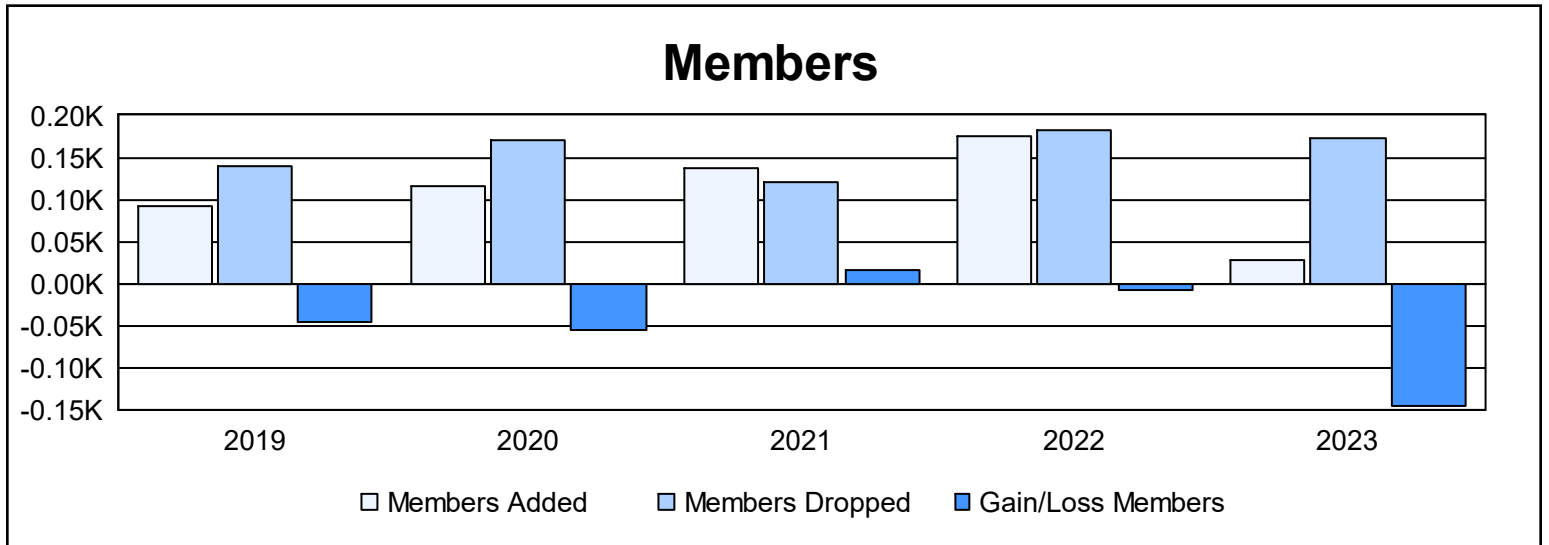
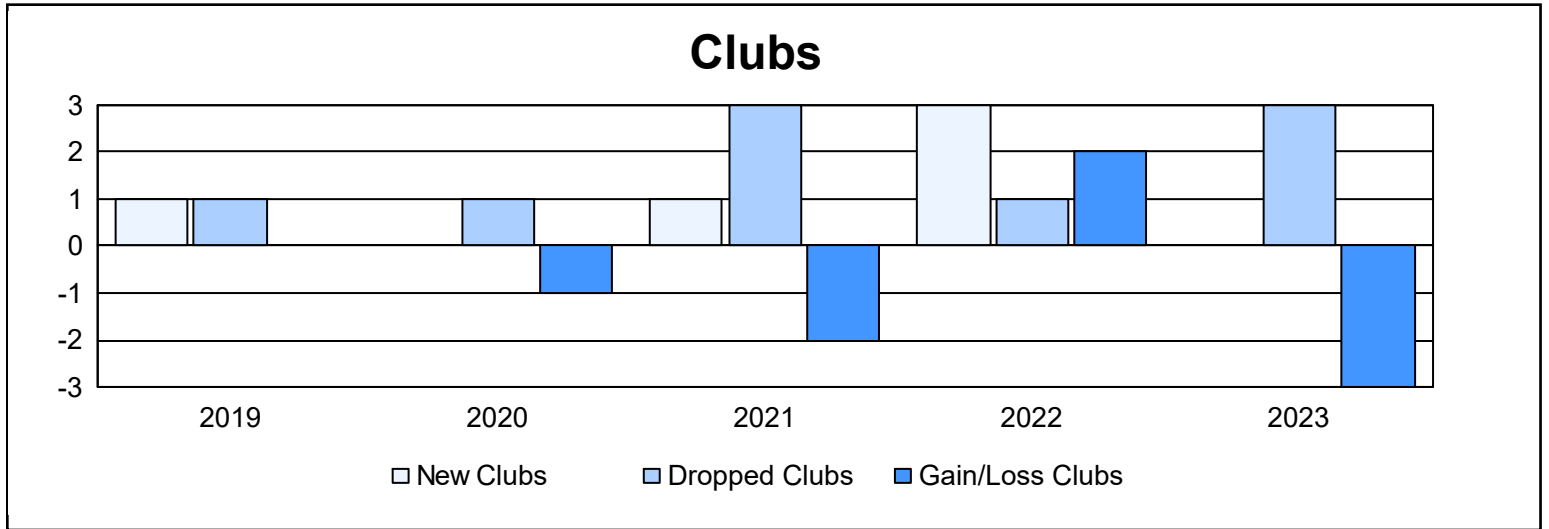
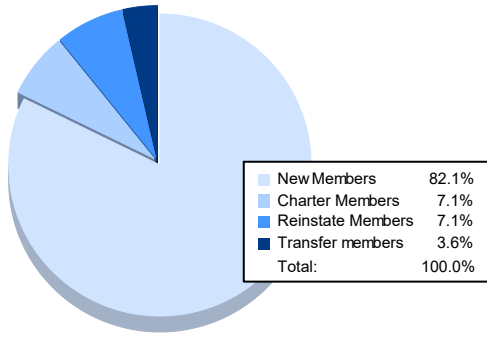


Year	New Clubs	Dropped Clubs	Gain/ Loss Clubs	New Members	Charter Members	Reinstate Members	Transfer Members	Total Member Added	Total Members Dropped	Gain/ Loss Members
2018-2019	1	1	0	38	41	14	0	93	140	-47
2019-2020	0	1	-1	53	46	16	0	115	171	-56
2020-2021	1	3	-2	106	24	3	5	138	121	17
2021-2022	3	1	2	68	96	7	3	174	181	-7
2022-2023	0	3	-3	23	2	2	1	28	173	-145
<b>Average</b>	<b>1</b>	<b>2</b>	<b>-1</b>	<b>58</b>	<b>42</b>	<b>8</b>	<b>2</b>	<b>110</b>	<b>157</b>	<b>-48</b>



### Membership Composition June 2023 Cumulative



### Gender Composition June 2023 Cumulative

